

GAM Inst BVG/LPP 40

Share class A1 / Currency CHF

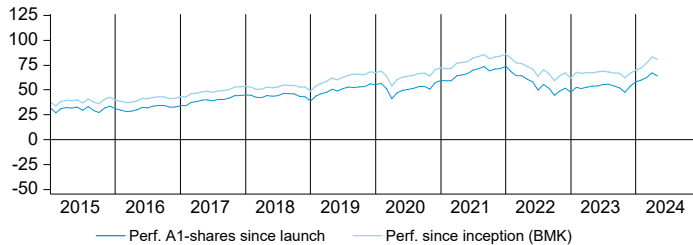
30.04.2024

Marketing material for professional investors

Investment focus and suitability

The fund invests worldwide in fixed or variable-interest bonds as well as in equity stocks of companies. The strategic equity content is 40%. The fund is aimed exclusively at institutional investors such as banks and securities dealers (including such customers of theirs as hold written asset management agreements), registered pension funds, insurers and companies that possess professional treasury functions within the meaning of Article 10(3) IFO.

Performance



in %	YTD	1M	3M	6M	1Y	3Y p.a.	5Y p.a.	10Y p.a.	since launch p.a.
Fund	3.73	-1.85	2.60	11.14	6.67	-0.22	1.71	2.88	3.42
BM	6.43	-1.30	5.00	11.39	8.12	0.59	2.22	3.46	4.10
Rolling perf.	30.04.2023 - 30.04.2024	30.04.2022 - 30.04.2023	30.04.2021 - 30.04.2022	30.04.2020 - 30.04.2021	30.04.2019 - 30.04.2020				
Fund	6.67	-4.38	-2.60	12.24	-2.38				
BM	8.12	-3.71	-2.24	10.68	-0.90				

The B2 share class experienced a total redemption, therefore the NAV from 24.1.2014 to 4.2.2015 was equal to zero. Change of name: Julius Baer Institutional Funds - Julius Baer Inst BVG/LPP 40 Fund, as of 30.06.17 GAM Institutional - BVG/LPP 40 Fund.

The A2 share class (distributed) is available to investors who make a minimum investment at initial subscription of CHF 500,000, or who have a minimum holding in the same amount. The B2 share class (distributed) is restricted to investors who have entered into a contractual relationship with GAM companies and meet the provisions in such contracts regarding minimum account balances or qualifications. Direct fund costs of the B2 share class: 0.05% (the individual asset management fee is not included in this). Transaction fees charged on the issue and/or redemption of the fund accrue to the fund's assets.

Past performance is not an indicator of current or future trends. The performance values refer to the net asset value and are calculated without the commission and costs incurred on issue, redemption or swapping (e.g. transaction and custody costs of the investor). The indications are based on figures denominated in CHF. If this currency is different from the currency of the country in which the investor is resident, the return may increase or decrease as a result of currency fluctuations. Indices cannot be purchased directly.

Statistics

Volatility fund/benchmark (%)	8.17 / 7.62 ¹	Tracking Error (%)	1.94 ¹
Information ratio/Sharpe ratio	-0.42 / -0.08 ¹	Correlation	0.97 ¹
Jensen Alpha/Beta	-0.78 / 1.04 ¹		
Average maturity in years	8.42	Modified Duration	5.75
Yield to Maturity (nominal) (%)	3.85		

¹ computed over 3 years

Important legal information

Sources: Bloomberg, Rimes, GAM. Please note the important legal information at the end of this document. Before subscribing, read the prospectus and the KIID which are available at www.funds.gam.com or from your distributor.

The mentioned financial instruments are provided for illustrative purposes only and shall not be considered as a direct offering, investment recommendation or investment advice. Allocations and holdings are subject to change.

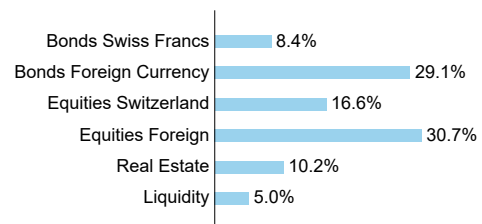
Base data

NAV per share	CHF 164.03
Total fund assets	CHF 12.29 m
Base currency	CHF
Share class	A1 (accumulation)
Bloomberg Ticker	JBB40A1 SW
Security code ISIN	CH0103625205
Security code CH	10362520
Investment manager	GAM Investment Management (Switzerland) AG
Fund management company	GAM Investment Management (Switzerland) Ltd.
Legal structure	FCP under the law of Switzerland
Launch date	30.11.2004
Domicile	Switzerland
Benchmark	Cust. Benchmark
Total Expense Ratio	0.71% (31.08.2023)
Spreads ifo the Fund	Issue: 0.18% Redemption: 0.18%
Registered in	CH

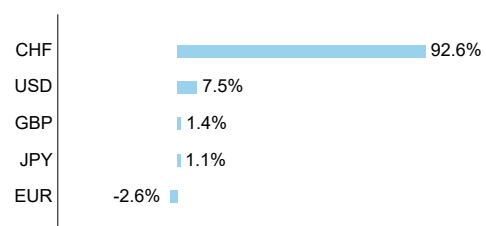
Largest positions

Security		%
GAM Inst Swiss Eq	CHF	13.52
GAM INST WORLD BD-B2	CHF	10.64
Invesco S&P 500 UCITS ETF	USD	9.26
iShares Core MSCI World	USD	9.21
GAM Inst Dollar Corporate Bd	CHF	8.96
Total		51.59

Structure by asset type "LPP2"



Structure by currency



Derivative financial instruments are taken into account with their exposure in the fund structures. The sum of the structures may deviate from 100% if the fund is invested in these instruments. The base currency of this sub fund is defined in the prospectus.

GAM Inst BVG/LPP 40

Share class A1 / Currency CHF

30.04.2024

Marketing material for professional investors

Risks

Capital at risk. All financial investments involve an element of risk. Therefore, the value of the investment and the income from it will vary and the initial investment amount cannot be guaranteed.

Glossary

Alpha (Jensen's): Jensen's Alpha measures the performance of an investment (fund) in relation to its benchmark. A positive alpha means that the value of the fund has generated a higher return than the benchmark.

Benchmark (BM): An index that can be used by an investment fund as the basis of comparison for assessing the performance achieved.

Beta: the beta coefficient describes to what extent the price of a share tracks the value of an index, i.e. if the share performs better or worse than the market.

Correlation: A statistic measurement which shows the linear relationship (or degree of parallel movement) between two series of figures, for example the performance of two equity investments.

Duration: Refers to the period of time that capital is tied into a monetary or bond investment or in other debt securities, and determines the sensitivity of the price to interest rate changes. Unlike residual maturity, the duration also takes into account interest payments and other inflows from invested capital.

Funds of Funds: These are investment funds which invest their fund assets in other target funds.

High water mark: The high water mark principle establishes a cap on or allows for a potential rise in performance fees. According to this principle, the investment fund manager only receives the relevant remuneration when the fund exceeds the highest level of return that it has ever achieved.

Information ratio: The information ratio expresses the ratio of additional returns generated to the extra risk involved. The value generated can be used to evaluate active management.

Modified duration: A risk indicator that measures the effect of price fluctuations on a bond issue or a portfolio of bond issues.

Residual maturity: Time remaining until a bond must be repaid.

Risk rating (SRI): The summary risk indicator is a combination of a market risk measure and credit risk measure. The market risk measure is based on an annualized volatility measure, calculated over the last 5 years of history if available. Where 5 years' performance history is not available the data is supplemented by proxy fund, benchmark data or a simulated historical series as appropriate. This profile is determined using historical data, as such may not be a reliable indication for the future risk profile. The credit risk measure is assessing credit and concentration risk within the portfolio. The indicators are not guaranteed and may shift over time. The lowest category does not mean 'risk free'.

Sharpe ratio: The Sharpe ratio (risk-adjusted performance) is generated by calculating the difference between the average annualised return and the risk-free return. The resulting figure is divided by the annualised standard deviation of the returns. The higher the Sharpe ratio, the better the fund performance in relation to the risk potential of its portfolio.

Total Expense Ratio (TER): The TER is a measure of the total annual expenses incurred by a fund and is expressed as a percentage. It allows an accurate comparison of the costs of funds from different companies to be made.

Tracking error: The tracking error measures the divergence between the return of a fund in relation to its benchmark.

Volatility: A risk indicator demonstrating the fluctuation range (for example of the price or return of a security or fund unit) over a defined period; volatility is most often calculated using standard deviation. The higher the volatility, the greater the fluctuation range.

Yield to maturity: The yield to maturity is the average yield generated by an investment each year if it is held until expiry.

Yield to worst: The lowest potential rate of return an investor could receive on investment in a callable bond, assuming the bond does not go into default.

Disclaimer

Important legal information

The information in this document is given for information purposes only and does not qualify as investment advice. No liability is assumed for the accuracy and completeness of the information. Opinions and assessments contained in this document may change and reflect the point of view of GAM in the current economic environment. This document qualifies as marketing material. Investments should only be made after a thorough reading of the current prospectus and/or the fund regulations, the Key Investor Information Document, the articles of association, and the current annual and semi-annual reports, as well as after consulting an independent finance and tax specialist. The value of the units and the return they generate can go down as well as up. They both are affected by market volatility and by fluctuations in exchange rates. GAM does not assume any liability for possible losses. The performance of past values and returns is no indicator of their current or future development. The performance of values and returns does not include the fees and costs which may be charged when buying, selling and/or switching units. The investment funds according to Swiss law described herein are, as they are funds for qualified investors, exclusively addressing qualified investors according to the Swiss Federal Act on Collective Investment Schemes (Collective Investment Schemes Act, CISA) of 23 June 2006 and the relevant fund contract. Management Company is GAM Investment Management (Switzerland) Ltd., Hardstrasse 201, P.O. Box, CH-8037 Zurich. The funds are not admitted for public offering and distribution in any other country. Particularly, the funds are not registered and, therefore, may not be offered for sale or be sold in the United States of America and its dependencies.